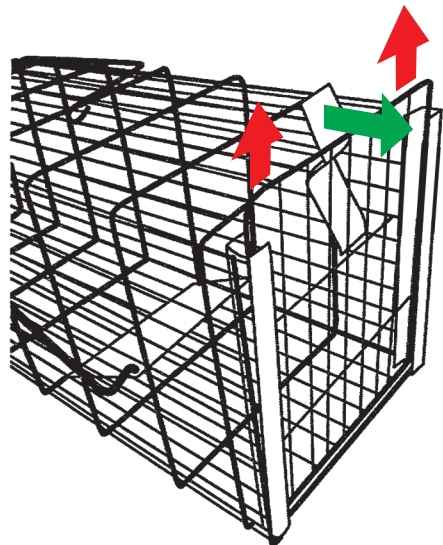
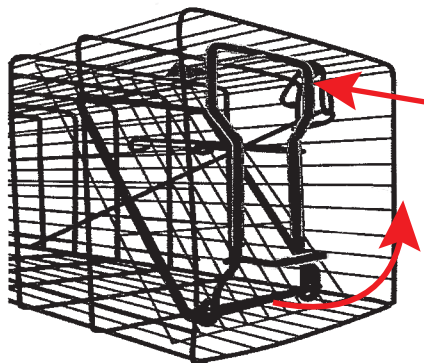


No. 497N ANIMAL CAGE TRAP INSTRUCTIONS

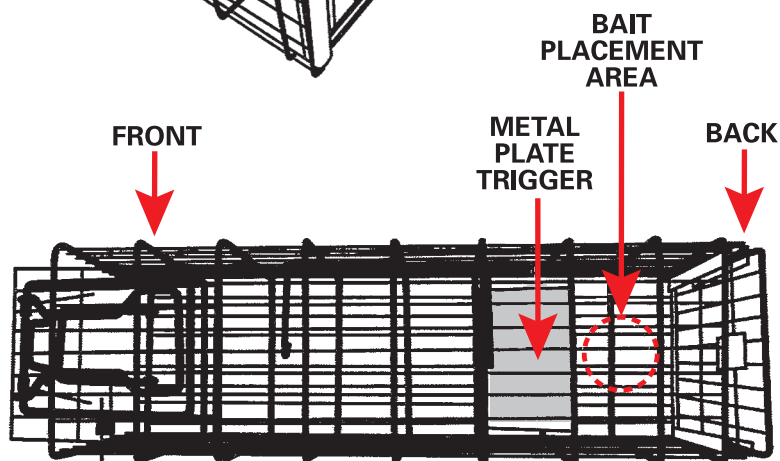
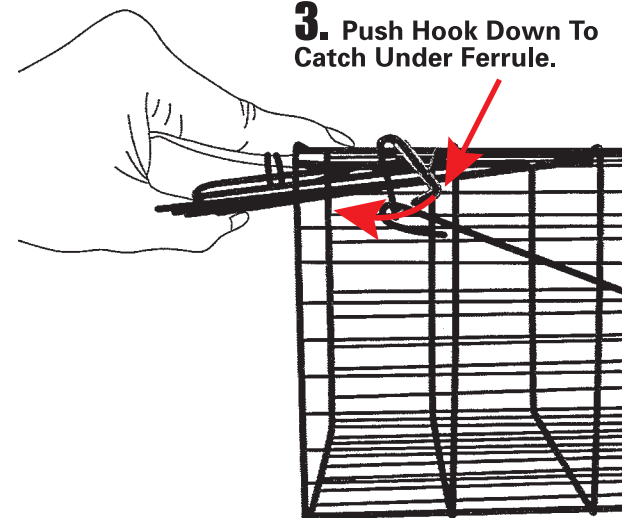
- 1.** Release Back Door Latch (Green Arrow) By Pushing Tab Away From Back. Raise Door Up And Insert Bait Of Your Choice. (Not Included) Close Door. Note: If Your Choice Of Bait Falls Through Mesh, Place Bait Inside With Trap Set In Trapping Location.



- 2.** Push Lever Bar In And Pull Front Door Up.

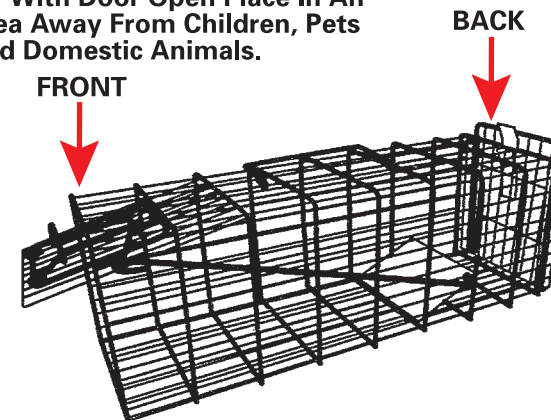


- 3.** Push Hook Down To Catch Under Ferrule.



OVERHEAD VIEW

- 4.** With Door Open Place In An Area Away From Children, Pets And Domestic Animals.



- 5.** *Release Caught Animal By Following Step 1 Instructions To Open Rear Door. Have Back Of Trap Facing Away From You.

*Check State And Local Laws Before Releasing Any Trapped Wild Animal.
USE EXTREME CAUTION Releasing Trapped Animals, They Can Become Vicious.