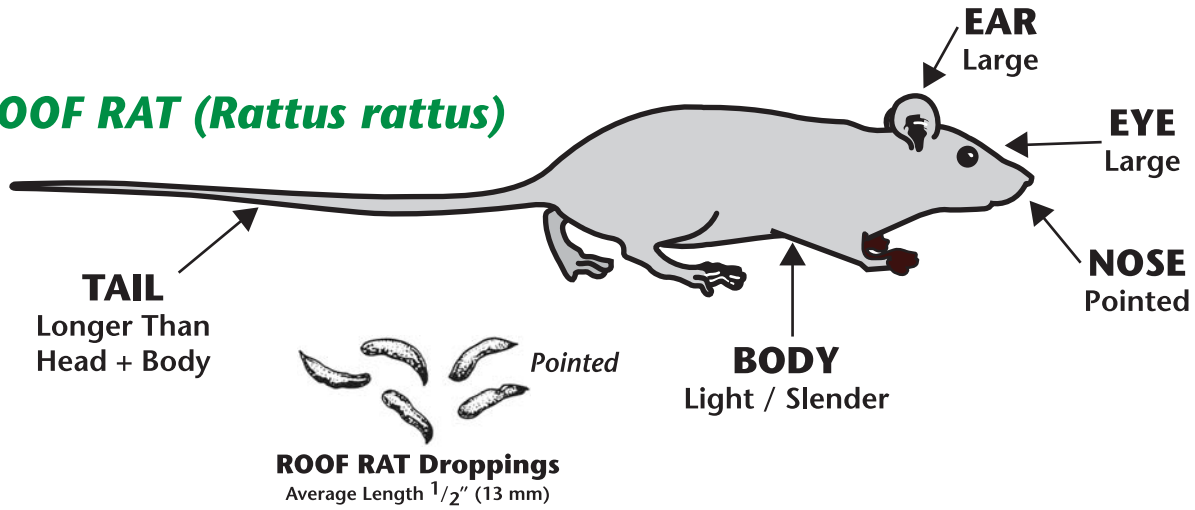
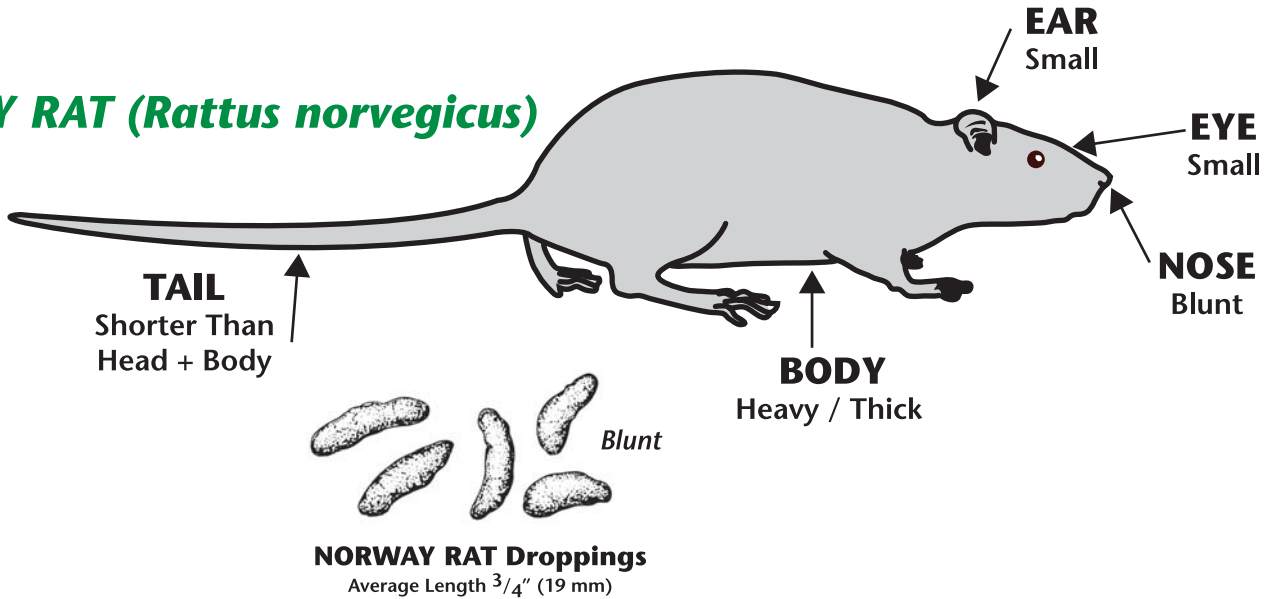


FIELD IDENTIFICATION OF DOMESTIC RODENTS


ROOF RAT (*Rattus rattus*)



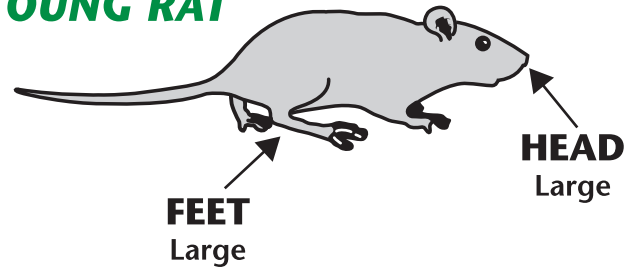
NORWAY RAT (*Rattus norvegicus*)



HOUSE MOUSE



YOUNG RAT



MANUFACTURERS OF QUALITY PEST CONTROL PRODUCTS

JT EATON™

SINCE 1932

1.800.321.3421 ■ FAX 330.425.8353

www.jteaton.com

PHYSICAL ABILITIES

It Is Difficult To Ratproof A Building Without Knowing The Physical Capabilities Of Rats.

The following guidelines probably represent the combined maximum abilities of *Rattus norvegicus* and *Rattus rattus*. Therefore, when ratproofing a structure, it would be wise to assume that rats can accomplish the following:

1. Gain entrance through any opening that is larger than 1/2 inch (1 1/4 cm) square.
2. Climb both vertical and horizontal wires.
3. Climb the inside of vertical pipes that are 1 1/2 to 4 inches (4 to 10 cm) in diameter.
4. Climb the outside of vertical pipes and conduits up to 3 inches (7 cm) of a wall or other continuous support for the rodent.
5. Climb the outside of vertical pipes of any size if the pipe is within 3 inches (7 cm) of a wall or other continuous support for the rodent.
6. Crawl horizontally on any type of pipe or conduit.
7. Jump vertically as much as 36 inches (1 meter) from a flat surface.
8. Jump horizontally at least 8 feet (2.4 meters) from an elevation of 15 feet (4 1/2 meters).
9. Drop 50 feet (15 meters) without being killed or seriously injured.
10. Burrow vertically in earth to a depth of 4 feet (1 1/4 meters).
11. Climb brick or other rough exterior walls, which offer footholds, to gain access to upper stories of structures.
12. Climb vines, shrubs and trees or travel along telephone, cable or power lines to gain access to upper stories of buildings.
13. Reach as much as 13 inches (33 cm) along smooth vertical walls.
14. Swim as far as 1/2 mile (0.8 kilometer) in open water, dive through water plumbing traps and travel in sewer lines even against substantial currents.
15. Gnaw through a wide variety of materials including lead sheeting, sun-dried adobe brick, cinder block and aluminum sheeting.

Estimate includes: Sealing Rodents Access points / Trapping & Removal Number of Vistits: 1 2 3 4 5 6

Estimate Provided by: _____ Contact Phone number: _____

Guarantee: _____ Rodent Exculsion Estimate: _____

Monthly Maintanace Program: _____ Number of Tamper Resistant Bait Stations: _____

Notes: _____

