

REPELS MOSQUITOES

Outdoor Mosquito Repellent Coils



ACTIVE INGREDIENT:

d/l-allethrolone d-trans chrysanthemate 0.15%
OTHER INGREDIENTS..... 99.85%
TOTAL..... 100.00%

EPA REG. NO. 43917-8-56
 EPA EST. 43917-ITA-1

**KEEP OUT OF REACH OF CHILDREN
 CAUTION**

SEE BACK PANEL FOR ADDITIONAL PRECAUTIONARY STATEMENTS

CONTENTS: 10 Coils, 2 Metal Stands

Mfg. for J.T. Eaton & Co., Inc., Twinsburg, OH 44087
 Made and Printed in Italy

©2005 • JT EATON is a trademark of J.T. EATON & CO., INC.
 06/19/2003-04/11/2005 • FNW301100 JTB

**PRECAUTIONARY STATEMENTS
 HAZARDS TO HUMANS & DOMESTIC ANIMALS**

CAUTION

Harmful if swallowed. Avoid prolonged inhalation. Do not touch lit end of coil.
 Do not use indoors. Thoroughly wash hands with soap and water after use.

FIRST AID

IF SWALLOWED	<ul style="list-style-type: none"> • Immediately call a poison control center or doctor for treatment advice. • Have person sip a glass of water if able to swallow. • Do not induce vomiting unless told to do so by a poison control center or doctor. • Do not give anything by mouth to an unconscious person.
IF INHALED	<ul style="list-style-type: none"> • Move person to fresh air. • If person is not breathing, call 911 or an ambulance, then give artificial respiration, preferably by mouth-to-mouth, if possible. • Call a poison control center or doctor for further treatment advice.

Have the product container or label with you when calling a poison control center or doctor, or going for treatment. You may also contact 1-800-664-9042 or 1-800-858-7378 (N.P.I.C.) for emergency medical treatment information.

ENVIRONMENTAL HAZARDS

This product is toxic to fish. Do not apply directly to water. Do not contaminate water when disposing of equipment washwaters or rinsate.

DIRECTIONS FOR USE


It is a violation of Federal law to use this product in a manner inconsistent with its labeling.

For use outdoors in semi-confined areas such as porches, patios, open gazebos, pavilions, shelter-halves, lean-tos and similar areas where there is little or no breeze. The coils' effectiveness and duration are affected by airflow. Separate coils by gently pulling them apart. Insert coil onto stand. Light the outer end of the coil and let it flame approximately 1/8 inch. Blow out the flame and allow coil to smolder until extinguished. For shorter periods of use, break coil into desired length. Place on non-combustible surface and keep lighted coils away from flammable materials, surfaces or objects. For best results evenly space coils approximately 8 - 10 feet apart around perimeter of area to be protected. Cover exposed food to avoid contamination. Save the stands for future use.


STORAGE: Store in a cool, dry (preferably locked) area inaccessible to children and pets and away from moisture and sources of heat or ignition.

Disposal: If empty: Do not reuse this packaging. Place in trash or offer for recycling if available. **If partly filled:** Call your local solid waste agency or 1-800-CLEANUP for disposal instructions. Never place unused product down any indoor or outdoor drain.

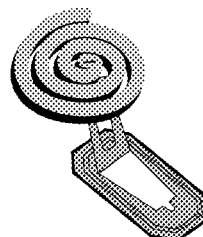
Used coils: Put ashes in trash.




Gently flex interlocked coils to separate.



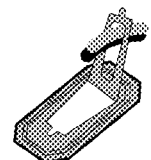
Bend tab straight up.



Firmly insert stand tab into coil slot.



Hold match to coil end until ignited. Blow out flame.



Broken pieces may be used as shown.

For information on this pesticide product (including health concerns, medical emergencies, or pesticide incidents), call the National Pesticide Information Center (NPIC) at 1-800-858-7378